



# GPP LEAD MONTHLY WEBINAR

---

Wednesday, May 13, 2020; 12-1pm

[Play recording](#)

# Agenda

---

Time	Topic	Lead(s)
5 min	Welcome	Aaron Mendelson
15 min	Program Updates <ul style="list-style-type: none"><li>• Reporting Reminders</li><li>• Future of GPP</li></ul>	John Minot Giovanna Giuliani
10 min	PY4 Final Data  Q&A	Aaron Mendelson
30 min	COVID-related utilization and program changes	Aaron Mendelson Giovanna Giuliani



---

# PROGRAM UPDATES

# GPP Updates

---

## Reporting

- PY5 interim aggregate report (8/15)

## Financing

- PY3 Round 6 (a few \$m aggregate based on updated DSH allotment) waiting on Federal Register update
- PY4 Round 5 (final reconciliation based on April final reporting) Jul. 2020
- PY5 Round 4 (interim reconciliation based on August final reporting) Sept.-Oct. 2020)

# Future of GPP

---

- 6 month GPP extension (July – December 2020)
  - Currently under review at CMS
- Potential statutory extension of entire 1115 waiver in House language for 4<sup>th</sup> stimulus bill
- Forthcoming emergency 1115 waiver request
  - Lower PY5 GPP thresholds
  - Continue SNCP funding until end of CY 2021



---

# PY4 FINAL DATA

# Program Year (PY) 4 Summary

---

- County public health care systems (PHS) met between 63% and 122% of their target thresholds
  - 106% collectively
- Increases in Inpatient utilization for behavioral and physical health
- NT services remain ~10% of total points earned

# PY<sub>4</sub> Performance

Aggregate PHS Performance	Year
102%	PY 1 (FY 15/16, Final)
97%	PY 2 (FY 16/17, Final)
104%	PY 3 (FY 17/18, Final)
106%	PY 4 (FY 18/19, Final)

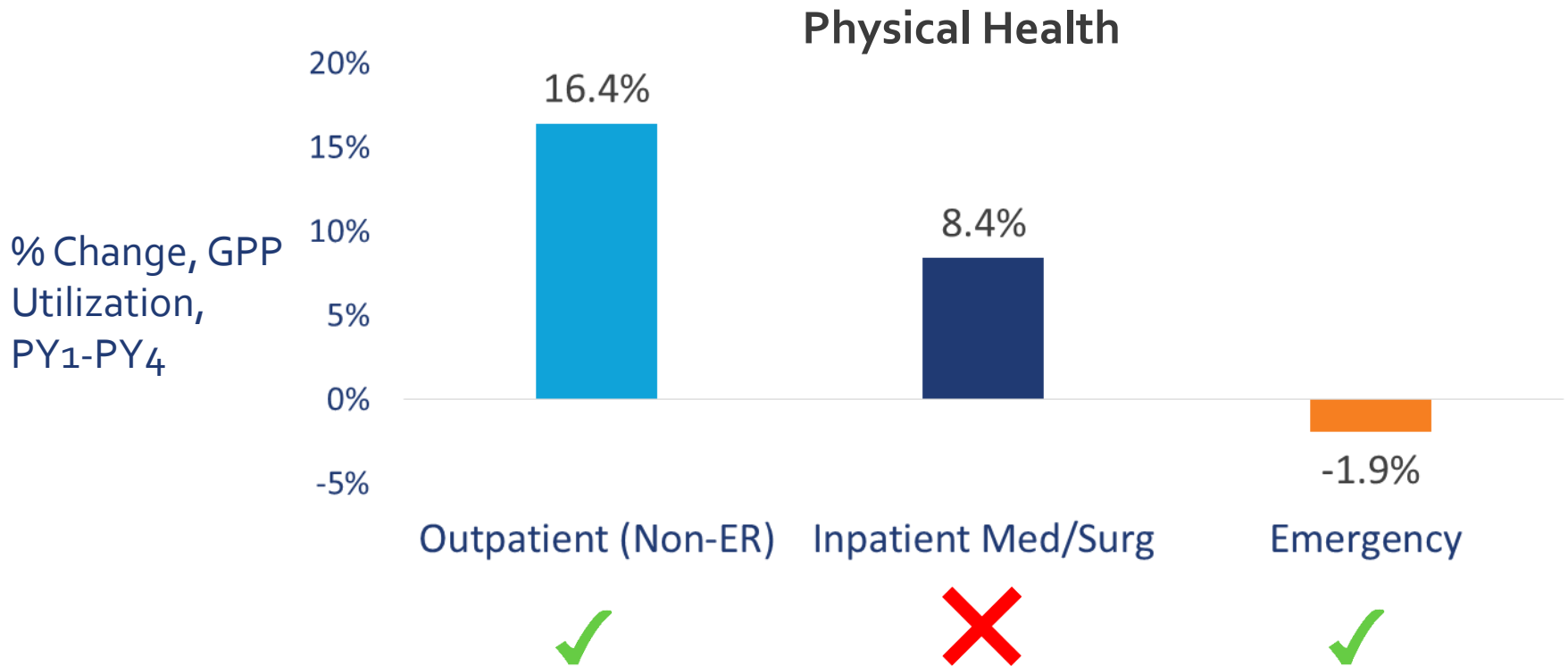
  

Threshold Range	# of PHS in range, PY <sub>4</sub>
<75%	1
75%-90%	1
90%-100%	3
100%+	7



# GPP Service Mix To Date

## PY1-4, Physical Health



# systems trending in the right direction (of 12)	10	7	6
---	----	---	---

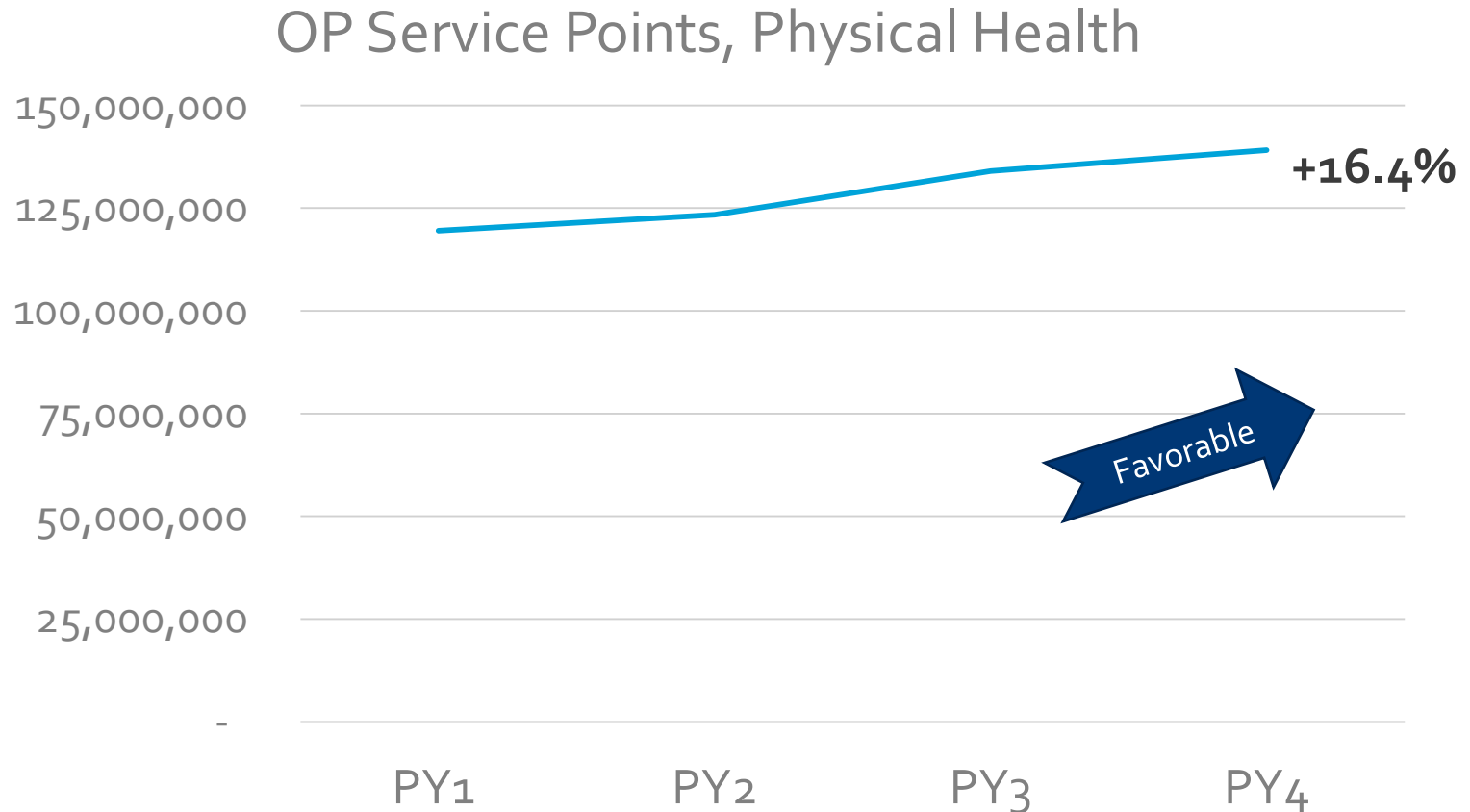
- ✓ Majority of PHS increased utilization of outpatient services, and half reduced emergency services
- ✗ Over half of systems saw increases in IP Med/Surg services

# GPP PY4: Member-level Physical Health

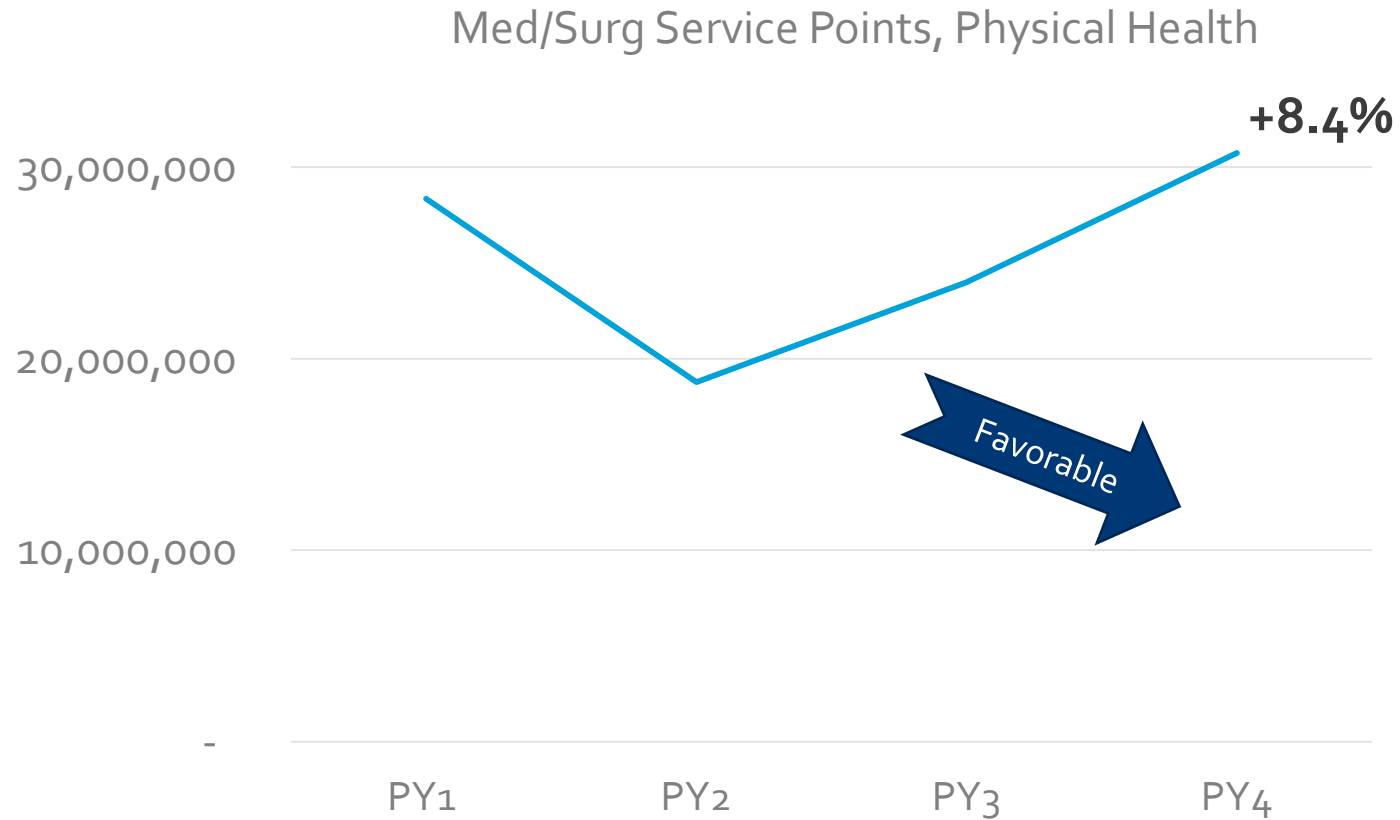
## PY1-PY4 Trends

	LAC	AHS	ARMC	CCRMC	KMC	NMC	RUHS	SCVMC	SJGH	SMMC	VCMC	ZSFG
Outpatient	18%	9%	-5%	20%	103%	37%	107%	0.4%	41%	12%	7%	-0.5%
Med/Surg	2%	68%	-36%	-6%	-81%	-14%	4%	21%	322%	12%	-39%	87%
Emergency	-4%	-19%	67%	2%	-6%	4%	3%	41%	-40%	6%	-29%	-1%

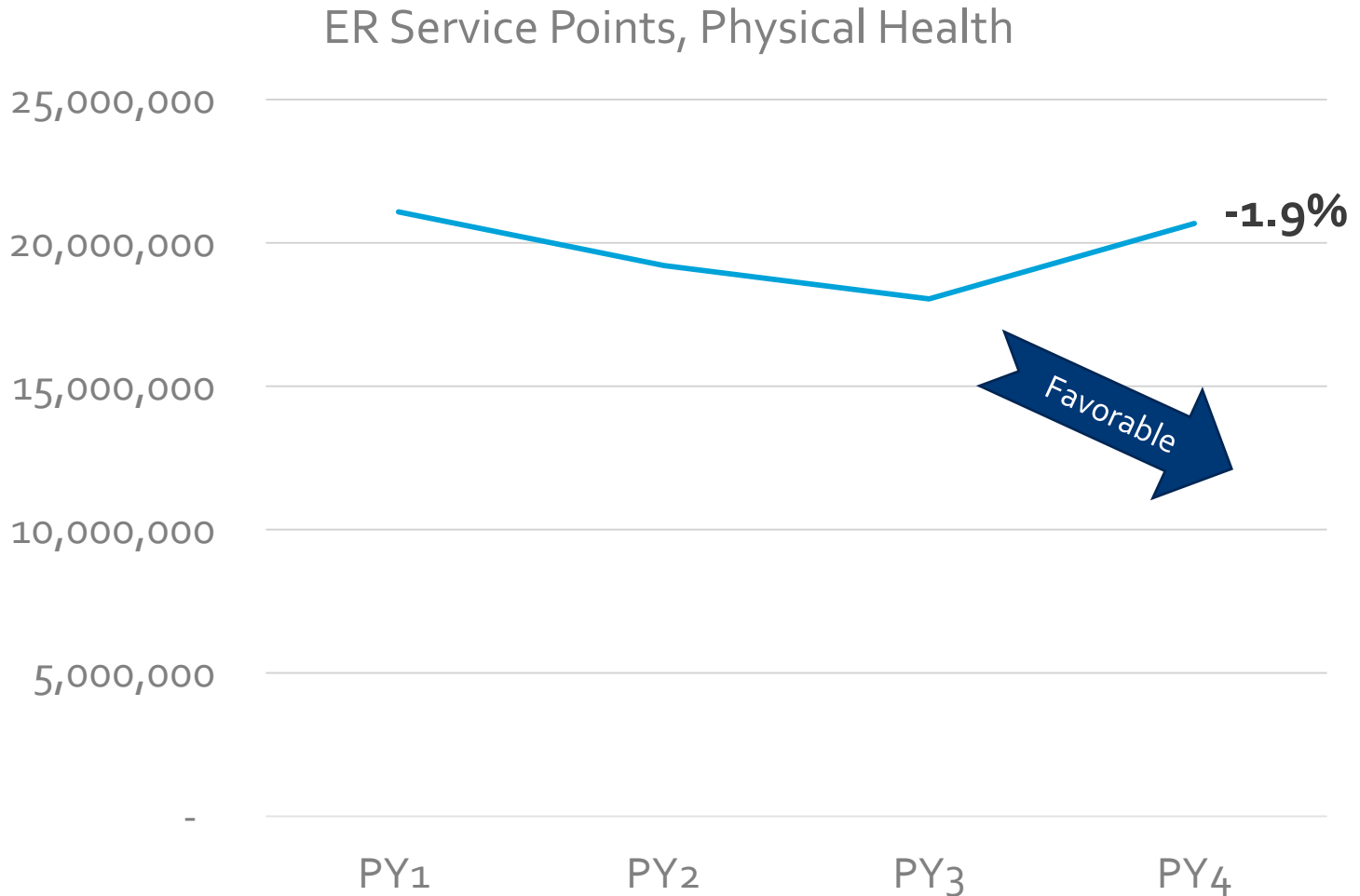
# PY4 Physical Health Outpatient Service Trend



# PY4 Physical Health Med/Surg Service Trend

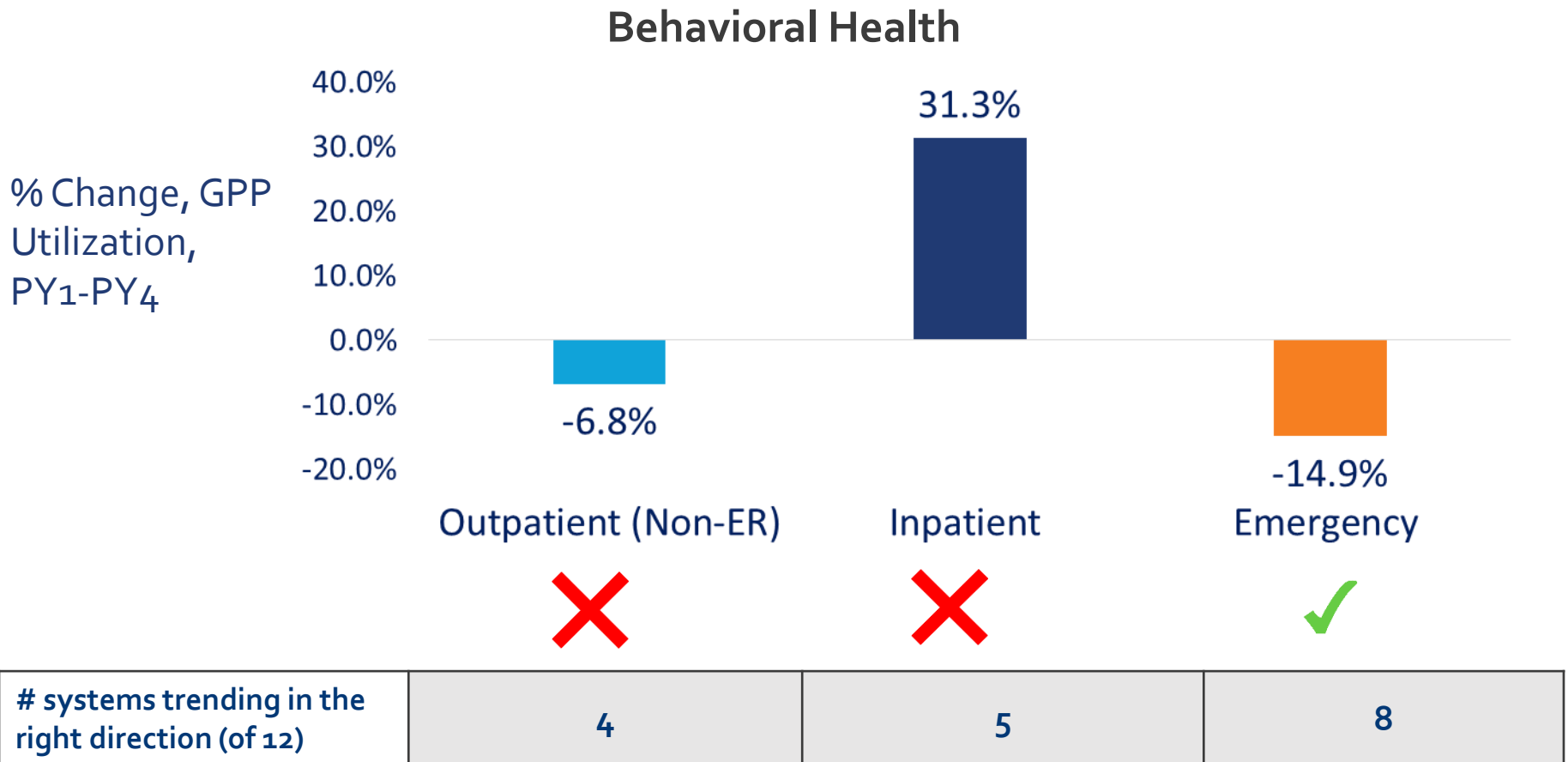


# PY4 Physical Health Emergency Service Trend



# GPP Service Mix To Date

## PY1-4, Behavioral Health

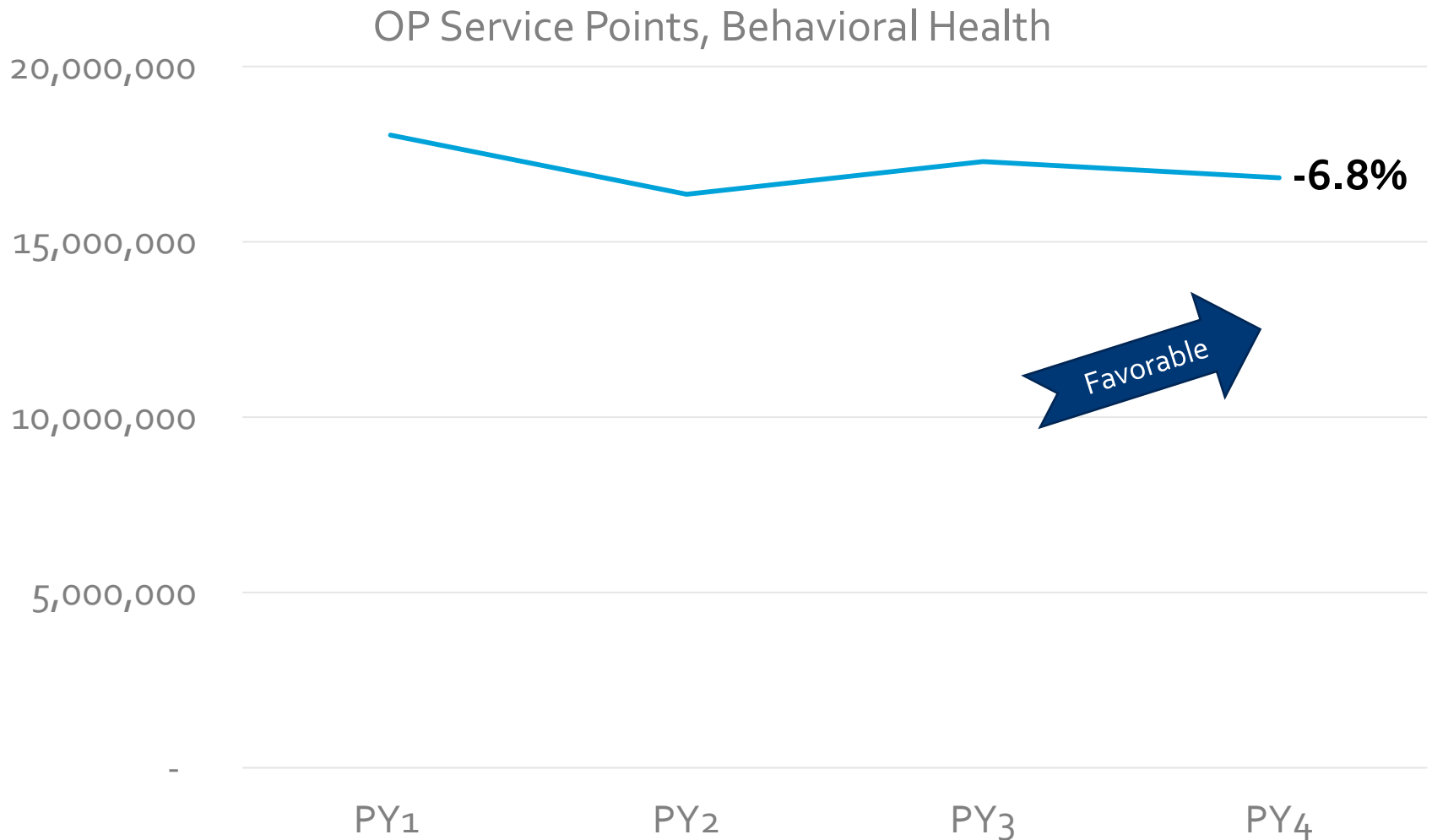


- ✗ Most systems saw decreases in outpatient BH services and increases in BH IP
- ✓ Two thirds decreased their BH emergency services

# GPP PY<sub>4</sub>: Member-level Behavioral Health PY<sub>1</sub>-PY<sub>4</sub>

	LAC	AHS	ARMC	CCRMC	KMC	NMC	RUHS	SCVMC	SJGH	SMMC	VCMC	ZSFG
Outpatient	19%	-56%	-17%	-46%	142%	-3%	1%	-17%	-78%	-18%	-32%	7%
Inpatient	23%	706%	0%	-75%	94%	193%	-25%	-46%	-21%	20%	-51%	104%
Emergency	-48%	-50%	252%	-15%	-22%	84%	-10%	100%	-35%	41%	-71%	-10%

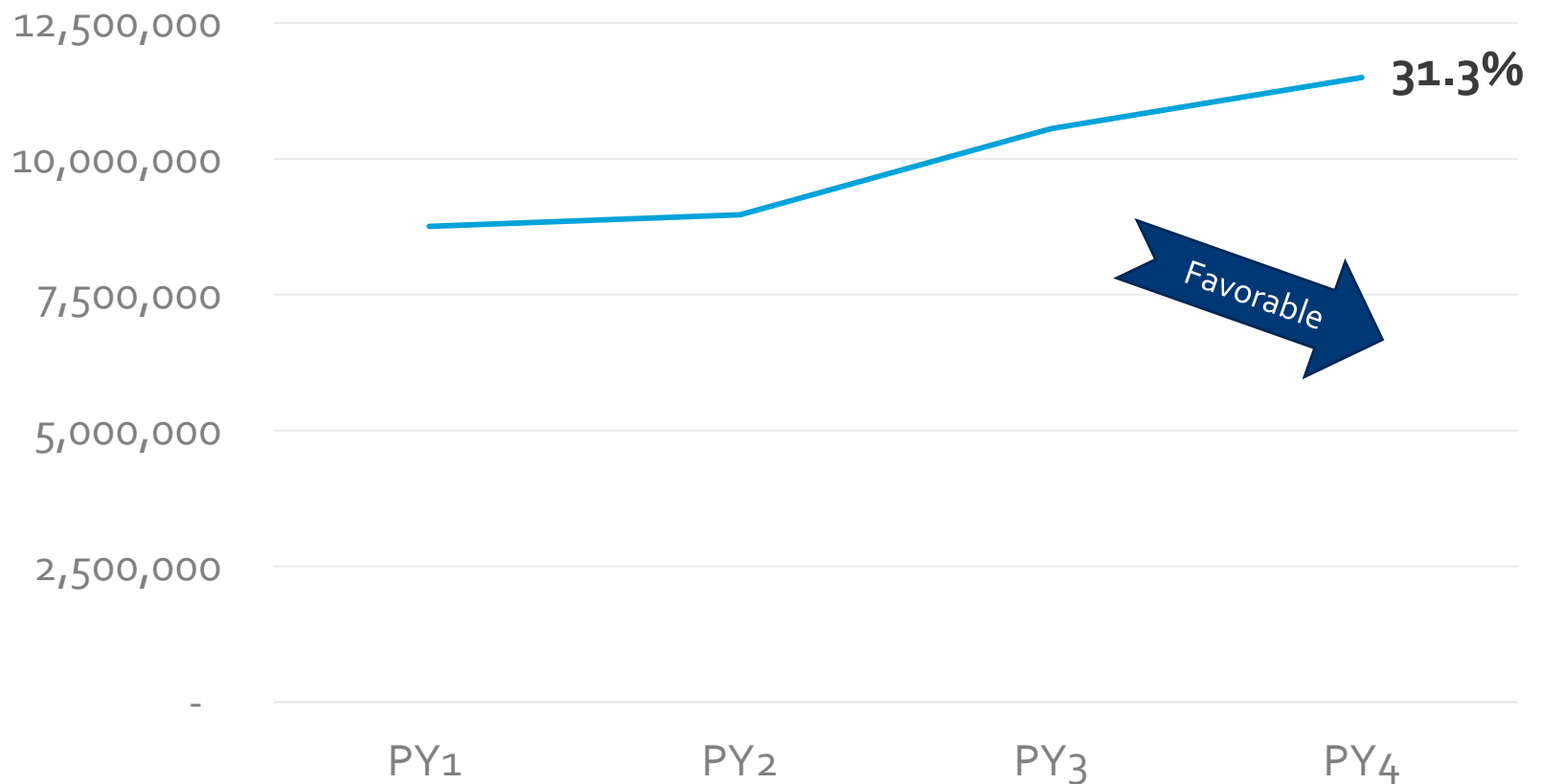
# PY4 Behavioral Health Outpatient Service Trend



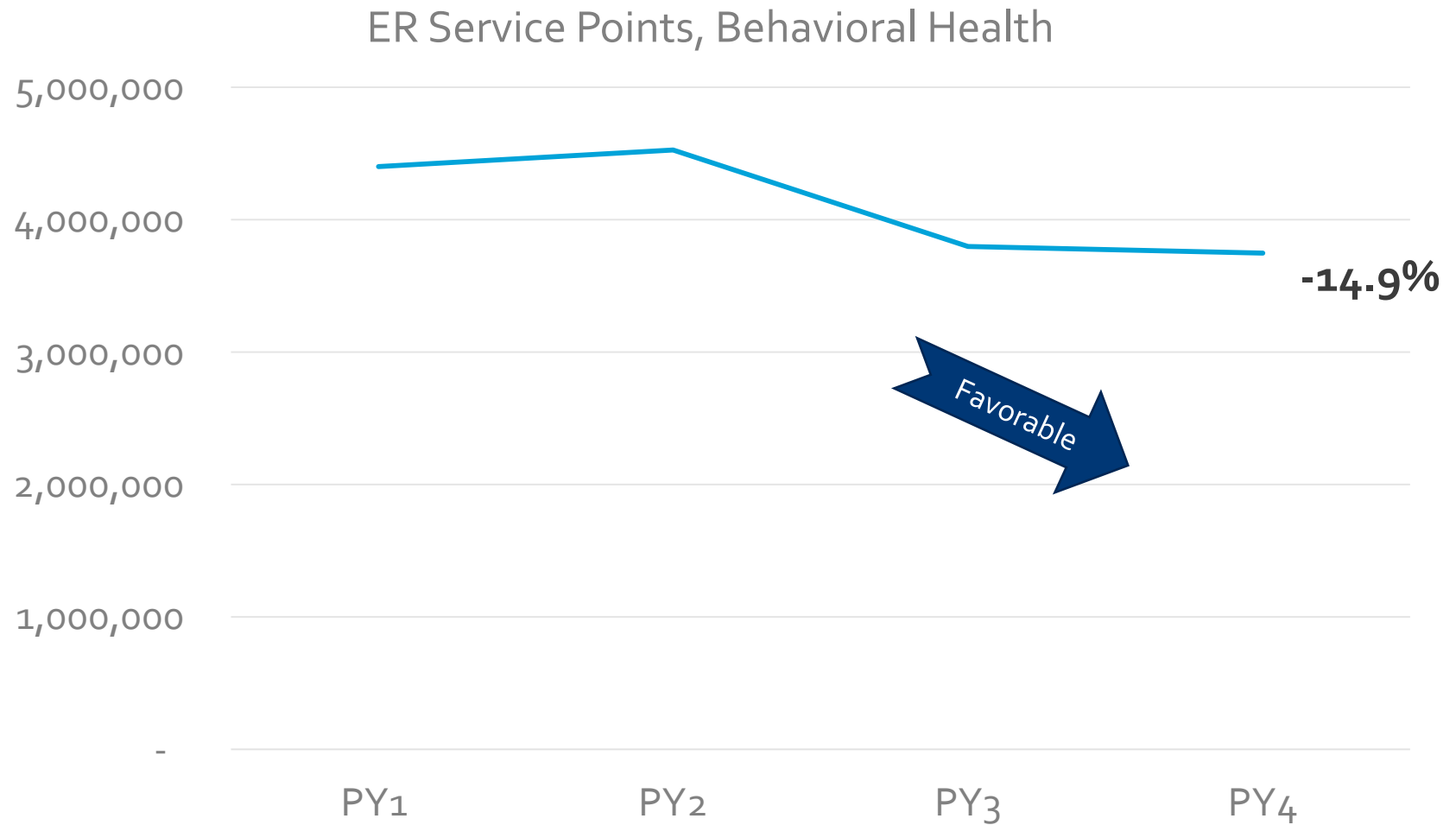


# PY4 Behavioral Health Inpatient Service Trend

IP Service Points, Behavioral Health

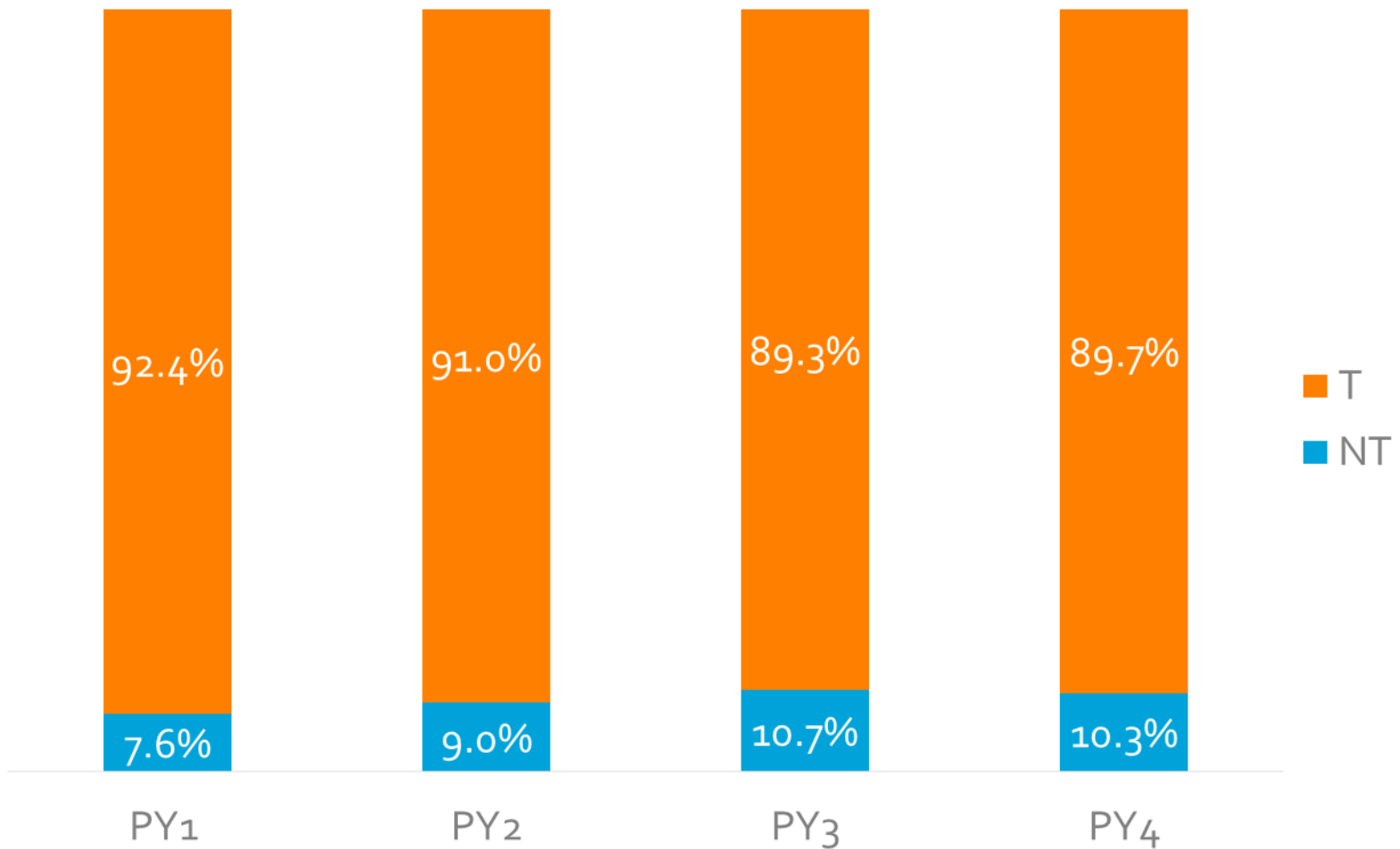


# PY4 Behavioral Health Emergency Service Trend



# PY4 Non-traditional services

Proportion of Non-traditional services



# What Will Be Included in Your PY<sub>4</sub> Data Packet

---



Will be sent to members by  
05/21/20


Includes:

1. Data service trends
2. Non-traditional services provided in PY<sub>4</sub>

# Q&A

---





---

# COVID-RELATED UTILIZATION AND PROGRAM CHANGES

# Member Experience

---

Has your system made programmatic changes to GPP in response to COVID?

How has utilization changed due to COVID?